



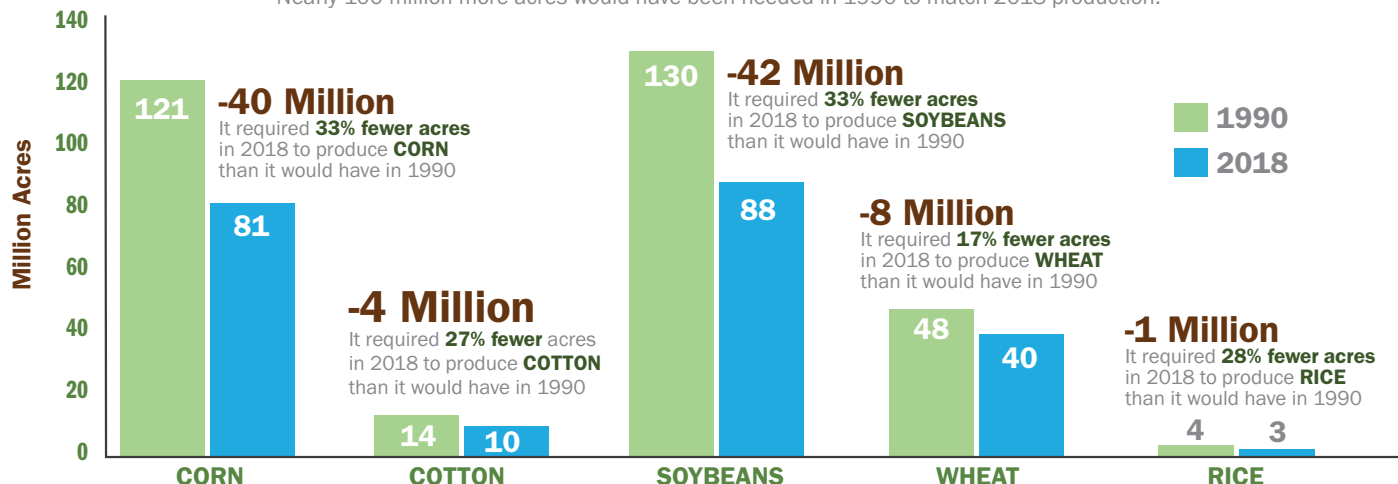
www.SustainableFarming.us

RESILIENCY & CLIMATE ADAPTION BEGINS WITH US

We represent U.S. farmers and ranchers who are committed to producing the world's food, feed and fiber supply in a sustainable way. Farmers and ranchers continue to be stewards of the land by promoting soil health, conserving water, enhancing wildlife, efficiently using nutrients and caring for their animals. For decades they have pushed past the boundaries of innovation by investing in agricultural research and adopting practices with the goals of improving productivity, providing clean and renewable energy, and enhancing sustainability.

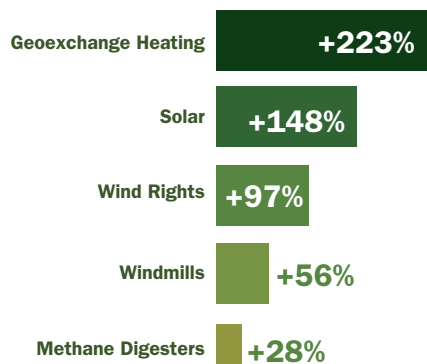
Farmers Today Do More With Fewer Acres¹

Nearly 100 million more acres would have been needed in 1990 to match 2018 production.




Farmers Are Providing More Clean & Renewable Energy^{2,3}

U.S. farmers and ranchers are adopting and investing in **RENEWABLE AND CLEAN ENERGY** sources. In the last five years, farmers and ranchers have put in **132%** more renewable energy sources including geothermal, solar panels, windmills, hydro systems and methane digesters. More than 130,000 operations employ renewable energy sources.



change from 2012

The use of **ETHANOL AND BIODIESEL** in 2018 reduced GHG emissions by 71 MMT-equivalent to **17 MILLION CARS** off the road.



>15% Of All Farmland Is Used For Conservation & Wildlife Habitat Efforts⁴

+140,000,000 Acres*



Total acres U.S. farmers have enrolled in certain USDA conservation programs. **Equal to the total land area of California & New York.** This does not include millions of acres in voluntary - or state-led conservation practices.

=



*Includes CRP, CSP EQUIP and VPA-HIP active and completed contracts through fiscal years 2017

Sustainable Soil Use & Resource Conservation Efforts Increased 34 Million Acres, +17%, Since 2012²

Cover Crops +5 Million Acres

Conservation Easement
~Unchanged

Tile & Water
Management
+7 Million Acres

+14%

+50%

No-Till Conservation
+8 Million Acres

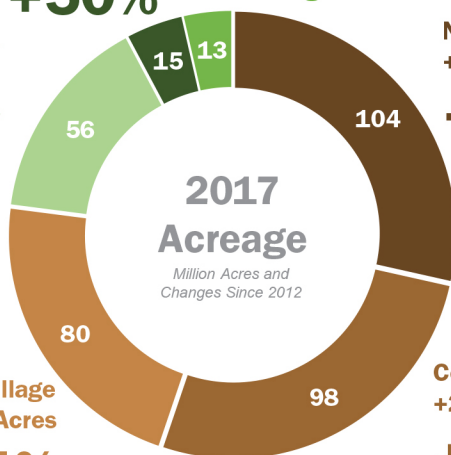
+8%

Conservation Tillage
+21 Million Acres

+28%

Conventional Tillage
-26 Million Acres

-24%



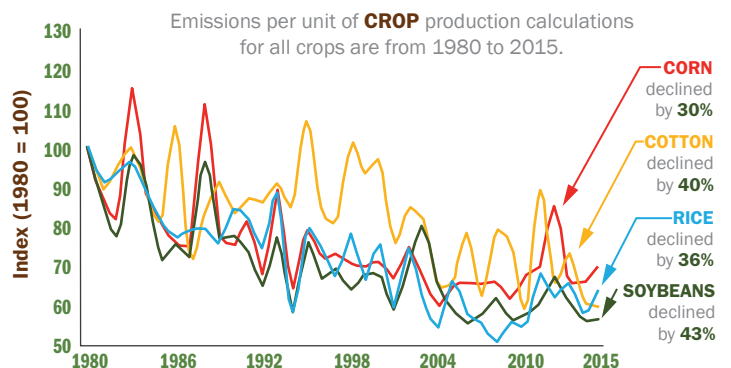
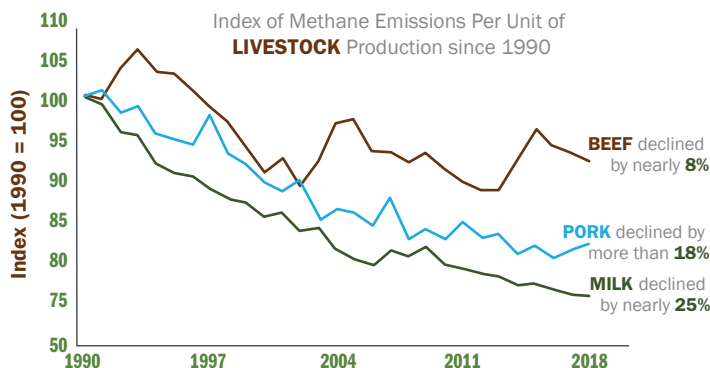
Top Soil Practices In 2017

Million Acres

No-Till Conservation	104
Conservation Tillage	98
Conventional Tillage	80

U.S. farmers are proactively managing and preserving their soil by planting **MORE COVER CROPS**, using **MORE CONSERVATION TILLAGE**, and using **MORE NO-TILL** methods. These practices help to conserve soil, preserve and increase nutrients, and improve water quality. These practices trap excess carbon in the soil and reduce GHG emissions.

Ag Innovation Leads to Better & Lower GHG Footprint for Livestock and Crops^{5, 6}



National Cattlemen's
Beef Association



FSF represents U.S. farmers and ranchers committed to sustainably producing the world's food, feed and fiber supply.

Data Sources:

- 1 USDA National Agricultural Statistics Service and Farm Bureau Calculations
- 2 USDA National Agricultural Statistics Service Census of Agriculture
- 3 Renewable Fuels Association, National Biodiesel Board and EPA Greenhouse Gas Equivalencies Calculator
- 4 United States Department of Agriculture's Natural Resources Conservation Service, USDA Farm Service Agency and Farm Bureau Calculations

- 5 Environmental Protection Agency's Greenhouse Gas Inventory Data Explorer, USDA Foreign Agriculture Service PSD Online and Farm Bureau Calculations
- 6 Farm Bureau Calculations Based on Field to Market: The Alliance for Sustainable Agriculture, 2016. Environmental and Socioeconomic Indicators for Measuring Outcomes of On Farm Agricultural Production in the United States (Third Edition). ISBN: 978-0-692-81902-9.